

FORM NO. MGT 9
EXTRACT OF ANNUAL RETURN
As on financial year ended on 31.03.2018

Pursuant to Section 92 (3) of the Companies Act, 2013 and rule 12(1) of the Company (Management & Administration) Rules, 2014.

I. REGISTRATION & OTHER DETAILS:

| | | |
|---|----------------------------------------------------------------------------|---------------------------------------------------------------------------------|
| 1 | CIN | U74140WB2005PTC106464 |
| 2 | Registration Date | 12/2/2005 |
| 3 | Name of the Company | SMR CONSULTANCY PRIVATE LIMITED |
| 4 | Category/Sub-category of the Company | COMPANY LIMITED BY SHARES INDIAN NON GOVERNMENT COMPANY |
| 5 | Address of the Registered office & contact details | CITY CENTRE ,3RD FLOOR ROOM NO. 303, 19 SYNAGOGUE STREET KOLKATA - 700001 |
| 6 | Whether listed company | UNLISTED COMPANY |
| 7 | Name, Address & contact details of the Registrar & Transfer Agent, if any. | N.A. |

II. PRINCIPAL BUSINESS ACTIVITIES OF THE COMPANY

(All the business activities contributing 10 % or more of the total turnover of the company shall be stated)

| S. No. | Name and Description of main products / services | NIC Code of the Product/service | % to total turnover of the company |
|--------|--------------------------------------------------|---------------------------------|------------------------------------|
| 1 | FINANCIAL AND RELATED SERVICES | 9971 | 99.70% |

III. PARTICULARS OF HOLDING, SUBSIDIARY AND ASSOCIATE COMPANIES

| SN | Name and address of the Company | CIN/GLN | Holding/ Subsidiary/ Associate | % of shares held | Applicable Section |
|-----|---------------------------------|---------|--------------------------------|------------------|--------------------|
| NIL | | | | | |


IV. SHARE HOLDING PATTERN

(Equity share capital breakup as percentage of total equity)


(i) Category-wise Share Holding

| Category of Shareholders | No. of Shares held at the beginning of the year [As on 01-April-2017] | | | | No. of Shares held at the end of the year [As on 31-March-2018] | | | | % Change during the year |
|--------------------------|--------------------------------------------------------------------------|----------|--------|-------------------|--------------------------------------------------------------------|----------|--------|-------------------|--------------------------|
| | Demat | Physical | Total | % of Total Shares | Demat | Physical | Total | % of Total Shares | |
| A. Promoters | | | | | | | | | |
| (1) Indian | | | | | | | | | |
| a) Individual/ HUF | - | 32,100 | 32,100 | 99.69% | - | 32,100 | 32,100 | 99.69% | 0.00% |
| b) Central Govt | - | - | - | - | - | - | - | - | - |
| c) State Govt(s) | - | - | - | - | - | - | - | - | - |
| d) Bodies Corp. | - | - | - | - | - | - | - | - | - |
| e) Banks / FI | - | - | - | - | - | - | - | - | - |
| f) Any other | - | - | - | - | - | - | - | - | - |
| Sub Total (A) (1) | - | 32,100 | 32,100 | 99.69% | - | 32,100 | 32,100 | 99.69% | 0.00% |

For SMR CONSULTANCY (P) LTD


Director

For SMR CONSULTANCY (P) LTD


Director

| | | | | | | | | | | |
|----------------------------------------------------------------------------------|---|--------|--------|---------|---|--------|--------|---------|-------|---|
| (2) Foreign | | | | | | | | | | |
| a) NRI Individuals | - | - | - | - | - | - | - | - | - | - |
| b) Other Individuals | - | - | - | - | - | - | - | - | - | - |
| c) Bodies Corp. | - | - | - | - | - | - | - | - | - | - |
| d) Any other | - | - | - | - | - | - | - | - | - | - |
| Sub Total (A) (2) | - | - | - | - | - | - | - | - | - | - |
| TOTAL (A) | - | 32,100 | 32,100 | 99.69% | - | 32,100 | 32,100 | 99.69% | 0.00% | |
| B. Public | | | | | | | | | | |
| 1. Institutions | | | | | | | | | | |
| a) Mutual Funds | - | - | - | - | - | - | - | - | - | - |
| b) Banks / FI | - | - | - | - | - | - | - | - | - | - |
| c) Central Govt | - | - | - | - | - | - | - | - | - | - |
| d) State Govt(s) | - | - | - | - | - | - | - | - | - | - |
| e) Venture Capital Funds | - | - | - | - | - | - | - | - | - | - |
| f) Insurance Companies | - | - | - | - | - | - | - | - | - | - |
| g) FIs | - | - | - | - | - | - | - | - | - | - |
| h) Foreign Venture Capital Funds | - | - | - | - | - | - | - | - | - | - |
| i) Others (specify) | - | - | - | - | - | - | - | - | - | - |
| Sub-total (B)(1):- | - | - | - | - | - | - | - | - | - | - |
| 2. Non-Institutions | | | | | | | | | | |
| a) Bodies Corp. | - | - | - | - | - | - | - | - | - | - |
| i) Indian | - | - | - | - | - | - | - | - | - | - |
| ii) Overseas | - | - | - | - | - | - | - | - | - | - |
| b) Individuals | - | - | - | - | - | - | - | - | - | - |
| i) Individual shareholders holding nominal share capital upto Rs. 1 lakh | 0 | 100 | 100 | 0.31% | 0 | 100 | 100 | 0.31% | 0.00% | |
| ii) Individual shareholders holding nominal share capital in excess of Rs 1 lakh | - | - | - | - | - | - | - | - | - | - |
| c) Others (specify) | - | - | - | - | - | - | - | - | - | - |
| Non Resident Indians | - | - | - | - | - | - | - | - | - | - |
| Overseas Corporate Bodies | - | - | - | - | - | - | - | - | - | - |
| Foreign Nationals | - | - | - | - | - | - | - | - | - | - |
| Clearing Members | - | - | - | - | - | - | - | - | - | - |
| Trusts | - | - | - | - | - | - | - | - | - | - |
| Foreign Bodies - D R | - | - | - | - | - | - | - | - | - | - |
| Sub-total (B)(2):- | 0 | 100 | 100 | 0.31% | 0 | 100 | 100 | 0.31% | 0.00% | |
| Total Public (B) | 0 | 100 | 100 | 0.31% | 0 | 100 | 100 | 0.31% | 0.00% | |
| C. Shares held by Custodian for GDRs & ADRs | - | - | - | - | - | - | - | - | - | - |
| Grand Total (A+B+C) | - | 32,200 | 32,200 | 100.00% | - | 32,200 | 32,200 | 100.00% | - | |

For SMR CONSULTANCY (P) LTD

Director
Director

For SMR CONSULTANCY (P) LTD

Director
Director


(ii) Shareholding of Promoter

| SN | Shareholder's Name | Shareholding at the beginning of the year | | | Shareholding at the end of the year | | | % change in shareholding during the year |
|----|-----------------------------------|-------------------------------------------|----------------------------------|-------------------------------------------------|-------------------------------------|----------------------------------|--------------------------------------------------|------------------------------------------|
| | | No. of Shares | % of total Shares of the company | % of Shares Pledged/ encumbered to total shares | No. of Shares | % of total Shares of the company | % of Shares Pledged / encumbered to total shares | |
| 1 | RAJESH JAIN | 3,000 | 9.32% | - | 3,000 | 9.32% | - | - |
| 2 | MUKESH JAIN | 16,000 | 49.69% | - | 23,000 | 71.43% | - | 21.74% |
| 3 | SWATI JAIN | 4,100 | 12.73% | - | 4,100 | 12.73% | - | - |
| 4 | KAILASH CHANDRA JAIN | 100 | 0.31% | - | 100 | 0.31% | - | - |
| 5 | KIRAN DEVI JAIN | 100 | 0.31% | - | 100 | 0.31% | - | - |
| 6 | SARIKA JAIN | 100 | 0.31% | - | 100 | 0.31% | - | - |
| 7 | MUKESH JAIN(HUF) | 1,600 | 4.97% | - | 1,600 | 4.97% | - | - |
| 8 | KAILASH CHANDRA JAIN & SONS (HUF) | 100 | 0.31% | - | 100 | 0.31% | - | - |
| 9 | RAJESH JAIN (HUF) | 7,000 | 21.74% | - | - | 0.00% | - | -21.74% |
| | TOTAL | 32,100 | 99.69% | - | 32,100 | 99.69% | - | - |


(iii) Change in Promoters' Shareholding (please specify, if there is no change)

| SN | Particulars | Date | Reason | Shareholding at the beginning of the year | | Cumulative Shareholding during the year | |
|----|--------------------------------|-----------|----------|-------------------------------------------|-------------------|-----------------------------------------|-------------------|
| | | | | No. of shares | % of total shares | No. of shares | % of total shares |
| 1 | RAJESH JAIN | | | | | | |
| | At the beginning of the year | | | 3,000 | 9.32% | | |
| | Changes during the year | | | No Change During the year | | | |
| | At the End of the year | | | 3,000 | 9.32% | 3,000 | 9.32% |
| 2 | MUKESH JAIN | | | | | | |
| | At the beginning of the year | | | 16,000 | 49.69% | 16,000 | 49.69% |
| | Changes during the year | | | | | | |
| | - Addition | 7/10/2017 | Transfer | 7,000 | 21.74% | 23,000 | 71.43% |
| | At the End of the year | | | 23,000 | 71.43% | 23,000 | 71.43% |
| 3 | SWATI JAIN | | | | | | |
| | At the beginning of the year | | | 4,100 | 12.73% | | |
| | Changes during the year | | | No Change During the year | | | |
| | At the End of the year | | | 4,100 | 12.73% | 4,100 | 12.73% |
| 4 | RAJESH JAIN (HUF) | | | | | | |
| | At the beginning of the year | | | 7,000 | 21.74% | 7,000 | 21.74% |
| | Changes during the year | | | | | | |
| | - Deduction | 7/10/2017 | Transfer | 7,000 | 21.74% | 0 | 0.00% |
| | At the End of the year | | | 0 | 0.00% | 0 | 0.00% |
| 5 | KAILASH CHANDRA JAIN | | | | | | |
| | At the beginning of the year | | | 100 | 0.31% | | |
| | Changes during the year | | | No Change During the year | | | |
| | At the End of the year | | | 100 | 0.31% | 100 | 0.31% |

For SMR CONSULTANCY (P) LTD


 Director

For SMR CONSULTANCY (P) LTD


 Director

| | | | | | | | |
|---|----------------------------------|--|--|----------------------------------|-------|-------|-------|
| 6 | KIRAN DEVI JAIN | | | | | | |
| | At the beginning of the year | | | 100 | 0.31% | | |
| | Changes during the year | | | No Change During the year | | | |
| | At the End of the year | | | 100 | 0.31% | 100 | 0.31% |
| 7 | KAILASH CHANDRA JAIN & SONS(HUF) | | | | | | |
| | At the beginning of the year | | | 100 | 0.31% | | |
| | Changes during the year | | | No Change During the year | | | |
| | At the End of the year | | | 100 | 0.31% | 100 | 0.31% |
| 8 | SARIKA JAIN | | | | | | |
| | At the beginning of the year | | | 100 | 0.31% | | |
| | Changes during the year | | | No Change During the year | | | |
| | At the End of the year | | | 100 | 0.31% | 100 | 0.31% |
| 9 | MUKESH JAIN (HUF) | | | | | | |
| | At the beginning of the year | | | 1600 | 4.97% | | |
| | Changes during the year | | | No Change During the year | | | |
| | At the End of the year | | | 1,600 | 4.97% | 1,600 | 4.97% |

(iv) Shareholding Pattern of top ten Shareholders

(Other than Directors, Promoters and Holders of GDRs and ADRs):

| SN | For each of the Top 10 shareholders | Date | Reason | Shareholding at the beginning of the year | | Cumulative Shareholding during the year | |
|----|-------------------------------------|------|--------|-------------------------------------------|-------------------|-----------------------------------------|-------------------|
| | | | | No. of shares | % of total shares | No. of shares | % of total shares |
| 1 | SAROJ AGARWAL | | | | | | |
| | At the beginning of the year | | | 100 | 0.31% | | |
| | Changes during the year | | | No change during the year | | | |
| | At the End of the year | | | 100 | 0.31% | 100 | 0.31% |


(v) Shareholding of Directors and Key Managerial Personnel:

| SN | Shareholding of each Directors and each Key Managerial Personnel | Date | Reason | Shareholding at the beginning of the year | | Cumulative Shareholding during the year | |
|----|------------------------------------------------------------------|-----------|----------|-------------------------------------------|-------------------|-----------------------------------------|-------------------|
| | | | | No. of shares | % of total shares | No. of shares | % of total shares |
| 1 | MUKESH JAIN | | | | | | |
| | At the beginning of the year | | | 16,000 | 49.69% | 16,000 | 49.69% |
| | Changes during the year | | | No Change during the year | | | |
| | - Addition | 7/10/2017 | transfer | 7,000 | 21.74% | 23,000 | 71.43% |
| | At the End of the year | | | 23,000 | 71.43% | 23,000 | 71.43% |
| 2 | RAJESH JAIN | | | | | | |
| | At the beginning of the year | | | 3,000 | 9.32% | | |
| | Changes during the year | | | No Change during the year | | | |
| | At the End of the year | | | 3,000 | 9.32% | 3,000 | 9.32% |

For SMR CONSULTANCY (P) LTD


Director

For SMR CONSULTANCY (P) LTD


Director

V. INDEBTEDNESS

Indebtedness of the Company including interest outstanding/accrued but not due for payment.

(Amt. Rs)

| Particulars | Secured Loans excluding deposits | Unsecured Loans | Deposits | Total Indebtedness |
|------------------------------------------------------------|----------------------------------|-----------------|----------|--------------------|
| Indebtedness at the beginning of the financial year | | | | |
| i) Principal Amount | Nil | Nil | Nil | - |
| ii) Interest due but not paid | Nil | Nil | Nil | - |
| iii) Interest accrued but not due | Nil | Nil | Nil | - |
| Total (i+ii+iii) | - | - | - | - |
| Change in Indebtedness during the financial year | | | | |
| * Addition | 17,900,545.00 | 89,000.00 | Nil | 17,989,545.00 |
| * Reduction | 7,244,520.00 | - | Nil | 7,244,520.00 |
| Net Change | 10,656,025.00 | 89,000.00 | - | 10,745,025.00 |
| Indebtedness at the end of the financial year | | | | |
| i) Principal Amount | 10,656,025.00 | 89,000.00 | Nil | 10,745,025.00 |
| ii) Interest due but not paid | Nil | Nil | Nil | - |
| iii) Interest accrued but not due | Nil | Nil | Nil | - |
| Total (i+ii+iii) | 10,656,025.00 | 89,000.00 | - | 10,745,025.00 |

VI. REMUNERATION OF DIRECTORS AND KEY MANAGERIAL PERSONNEL

A. Remuneration to Managing Director, Whole-time Directors and/or Manager:


| SN. | Particulars of Remuneration | Name of MD/WTD/ Manager | | Total Amount (Rs) |
|-----|-------------------------------------------------------------------------------------|-------------------------|-------------|-------------------|
| | | MUKESH JAIN | RAJESH JAIN | |
| | | Director | Director | |
| 1 | Gross salary | 1500000 | 525000 | 2025000 |
| | (a) Salary as per provisions contained in section 17(1) of the Income-tax Act, 1961 | | | - |
| | (b) Value of perquisites u/s 17(2) Income-tax Act, 1961 | | | - |
| | (c) Profits in lieu of salary under section 17(3) Income- tax Act, 1961 | | | - |
| 2 | Stock Option | | | - |
| 3 | Sweat Equity | | | - |
| 4 | Commission | | | - |
| | - as % of profit | | | - |
| | - others, specify | | | - |
| 5 | Others, please specify | | | - |
| | Total (A) | 1,500,000.00 | 525,000.00 | 20,25,000 |
| | Ceiling as per the Act | | | |

B. Remuneration to other Directors

N.A.


| SN. | Particulars of Remuneration | Name of Directors | | Total Amount (Rs/Lac) |
|-----|--------------------------------------------|-------------------|---|-----------------------|
| 1 | Independent Directors | | | - |
| | Fee for attending board committee meetings | | | - |
| | Commission | | | - |
| | Others, please specify | | | - |
| | Total (1) | - | - | - |

For SMR CONSULTANCY (P) LTD



Director

For SMR CONSULTANCY (P) LTD



Director

| | | | | | | |
|---|--------------------------------------------|---|---|---|---|---|
| 2 | Other Non-Executive Directors | | | | | - |
| | Fee for attending board committee meetings | | | | | - |
| | Commission | | | | | - |
| | Others, please specify | | | | | - |
| | Total (2) | - | - | - | - | - |
| | Total (B)=(1+2) | - | - | - | - | - |
| | Total Managerial Remuneration | | | | | - |
| | Overall Ceiling as per the Act | | | | | - |

C. Remuneration to Key Managerial Personnel other than MD/Manager/WTD

| SN. | Particulars of Remuneration | Name of Key Managerial Personnel | | | | Total Amount (Rs/Lac) |
|-----|-------------------------------------------------------------------------------------|----------------------------------|--|--|--|-----------------------|
| | | Name | | | | |
| | | Designation | | | | |
| 1 | Gross salary | | | | | |
| | (a) Salary as per provisions contained in section 17(1) of the Income-tax Act, 1961 | | | | | - |
| | (b) Value of perquisites u/s 17(2) Income-tax Act, 1961 | | | | | - |
| | (c) Profits in lieu of salary under section 17(3) Income- tax Act, 1961 | | | | | - |
| 2 | Stock Option | | | | | - |
| 3 | Sweat Equity | | | | | - |
| 4 | Commission | | | | | - |
| | - as % of profit | | | | | - |
| | - others, specify | | | | | - |
| 5 | Others, please specify | | | | | - |
| | Total | | | | | - |

N I L

VII. PENALTIES / PUNISHMENT/ COMPOUNDING OF OFFENCES: NOT APPLICABLE

| Type | Section of the Companies Act | Brief Description | Details of Penalty / Punishment/ Compounding fees imposed | Authority [RD / NCLT/ COURT] | Appeal made, if any (give Details) |
|-------------------------------------|------------------------------|-------------------|-----------------------------------------------------------|------------------------------|------------------------------------|
| A. COMPANY | | | | | |
| Penalty | | | | | |
| Punishment | | | | | |
| Compounding | | | | | |
| B. DIRECTORS | | | | | |
| Penalty | | | | | |
| Punishment | | | | | |
| Compounding | | | | | |
| C. OTHER OFFICERS IN DEFAULT | | | | | |
| Penalty | | | | | |
| Punishment | | | | | |
| Compounding | | | | | |

N I L

For SMR CONSULTANCY (P) LTD
Duke
 Director

For SMR CONSULTANCY (P) LTD
 For SMR CONSULTANCY
[Signature]
 Director
 Director